

Lorenzo

Upholstery Range



The Lorenzo is a model based on clean cut contemporary lines with sleek chrome legs and stitching to the back seats for a tailored look. Available in a large range of configurations, including standard and pillow back options.

Proudly made in the UK, this particular model is made up of the following...

Frame: Seasonal Hardwood carefully selected from traceable and sustainable sources. All key joints are securely glued, screwed and stapled.

Arms: A modern chunky arm profile, upholstered with foam.


Back: Hand tensioned elastic webbing covered with foam.

Seat: Traditional sinuous zig-zag springs covered with foam.


Seat Cushions: Foam filled for superior comfort and support.

Back Cushions: High quality Fibre.

Feet: Choice of Weathered Oak, Walnut, Chrome and Smoked Chrome.



Weathered Oak



Walnut

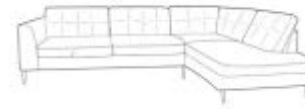


Chrome

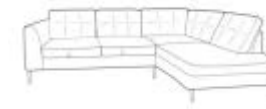


Smoked Chrome

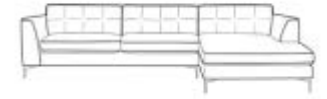
Pieces available / Dimensions
Pillow Back option also available



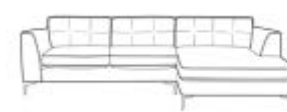
LARGE CORNER GROUP LHF
(RHF also available)
H 86cm W 296cm D 205cm



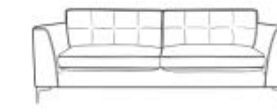
SMALL CORNER GROUP LHF
(RHF also available)
H 86cm W 252cm D 205cm



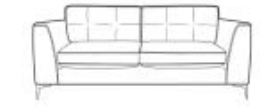
LARGE CHAISE SOFA RHF
(LHF also available)
H 86cm W 310cm D 100/160cm



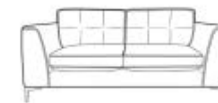
SMALL CHAISE UNIT RHF
(LHF also available)
H 86cm W 266 D 100/160CM



XL SOFA
H 86CM W 230 D 100CM



LARGE SOFA
H 86CM W 195CM D 100CM



SMALL SOFA
H 86CM W 160CM D 100CM



SNUGLER
H 86CM W 138CM D 100CM



CHAIR
H 86CM W 103CM D 100CM



SWIVEL CHAIR
H 83CM W 70CM D 83CM



FOOTSTOOL
H 42CM W 94CM D 75CM

Pillow Back option 10cm higher.